


Making an admission deposit using Flywire

Login to your OPUS student account and select the Admissions tile.

Applicant ▾

Admissions



1 active application

Select the button “Pay Admissions Deposit.”

Application	To I
Application Date 01/06/2024	
Application Number 01691578	
Academic Plan PreCollege Summer Program	
Status Admitted	
Pay Admissions Deposit	

Making an admission deposit using Flywire

Select the **Wire Transfer/Foreign Currency** radio button and click **Continue**.

< Application Status

Please select the payment method to complete your Admission Deposit.

Check or Savings Bank Account (U.S. Only)

Credit Card

Wire Transfer/Foreign Currency

***A convenience fee of 3% will be added to the total of the deposit for Credit card payments.**

Please make sure you allow pop-ups if you are paying by credit card.
Once you have completed your transaction please allow up to 24 hours for your account to be updated in OPUS.

Contact the Admission Office if you have any questions.


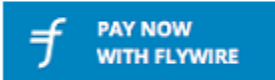
Continue

Choose the blue Flywire button. (This will open a new window.)

International Payments

Emory provides two convenient payment options for international students - Convera (formerly Western Union Business Solutions) and Flywire.


For those students who do not have a US bank account, these are the best options available for paying your tuition and mandatory charges to the University in your own currency.

Click Here to [ENROLL IN THE INTERNATIONAL PAYMENT PLAN](#) offered through Flywire. Making a one-time, partial payment will not satisfy your semester payment obligation. If you wish to pay in installments, you must enroll in the formal payment plan. Please enroll prior to the published deadline each semester to ensure your account is in good standing.

Making an admission deposit using Flywire

Enter the country/region from where you are sending the payment and enter the USD dollar amount that you want Emory to receive. Click Next.

Contact Help

1. Payment Info 2. Payment method 3. Payer Info 4. Info for the receiver 5. Review & Confirm

Your payment


The payment will come from	Emory University receives
<input type="text" value="Country or region *"/> China	<input type="text" value="Amount *"/> \$ 350.00

Amount will be formatted in the destination currency, in this case United States Dollars. i.e. 10,000.00 for ten thousand USD.



[NEXT →](#)

Scroll through all payment options and choose your currency of choice.

Select your preferred payment method

 **Best Price Guaranteed** Subject to terms and conditions




重要提醒:
请知悉, 因 2024年2月10日至2024年2月17日为中国春节节假日, 在此期间您所支付的款项(包含*2月9日*) 将仅在 2024年2月19日或之后开始处理, 并更新付款状态。(因2月18日为周日为海外银行公休)
您可合理安排您的付款计划, 以避免出现费用缴纳的延误。由此造成的不便, 我们深表歉意, 并感谢您的耐心等待。如您在节假日期间有关于付款的问题, 您仍可通过“帮助页面”尝试与我们联系咨询!
飞汇在此祝您假期愉快!

 UnionPay debit card in Chinese Yuan (CNY) ¥2,626.00	SELECT
 RMB transfer in Chinese Yuan (CNY) - A Payment notice/bill/invoice from institution is required ¥2,618.00	SELECT

Making an admission deposit using Flywire

If you wish to pay in USD or another currency, scroll to the bottom and choose “I want to pay in another currency.”

I want to pay in another currency ^

 International Bank Transfer in US Dollars (USD) \$353.00 <small>Includes \$3.00 fee</small>	<input type="button" value="SELECT"/>
 International Bank Transfer in Euros (EUR) 338,00 €	<input type="button" value="SELECT"/>
 International Bank Transfer in British Pounds (GBP) £288.00	<input type="button" value="SELECT"/>

Enter your information on the next screen.

Payer information

i Please provide the details of the person whose card/bank account will be used to pay.

(*) required field

Email * teststudent@emory.edu	First name * Test
Middle name	Family name * Student
Address 1 * Test Address	Address 2
City * Test City	State / Province / Region Test State

Making an admission deposit using Flywire

Be sure to choose the correct term for which you want to pay a deposit. Your Student ID number is a seven-digit, all-numeric number. This is **NOT** your NetID (used to login to OPUS) or your application number.

You can find your Student ID number in OPUS under the Profile tile – or contact your program for assistance.

Information for Emory University

(*) required field

Student Information

<input type="text" value="What term is this payment for? *"/> Summer 2024	<input type="text" value="Student ID *"/> 1234567
<input type="text" value="First Name *"/> Test	<input type="text" value="Last Name *"/> Student

[← PREVIOUS](#)[NEXT →](#)

Making an admission deposit using Flywire

Review and confirm your information then click Pay.

Review and confirm payment information

Payment information	You will send ¥2,626.00	
	Emory University will receive \$350.00	
	Country or region China	
Payment method	You selected UnionPay debit card in Chinese Yuan (CNY)	
Payer information	First name Test	Middle name -
	Family name Student	Address 1 Test Address
	Address 2 -	City Test City

Student Information


What term is this payment for?	Student ID
Summer 2024	1234567
First Name	Last Name
Test	Student

i We will use **teststudent@emory.edu** and **+86 404 [REDACTED]** as contact details for notifications and any payment-related issues. [Edit details](#)

[← PREVIOUS](#) [PAY →](#)

Making an admission deposit using Flywire

The final screen will show your Payment ID number and will provide next steps for sending your payment to Flywire. Your deposit will be added to your OPUS student account upon delivery to Emory.

Contact Help Log in English

1. Payment Info 2. Payment method 3. Payer Info 4. Info for the receiver 5. Review & Confirm 6. Make payment

Please initiate your payment of **¥2,626.00** no later than your [Flywire due date](#) of **February 14, 2024**.

Status ● Payment pending Payment ID EMO ██████████ ?

You send to Flywire	Emory University receives
¥2,626.00 ⓘ inclusive of our fees	\$350.00

Progress bar: ██████████ f ██████████

Flywire is waiting to receive your funds.